

---

## 12 NHS ORGAN DONOR REGISTER

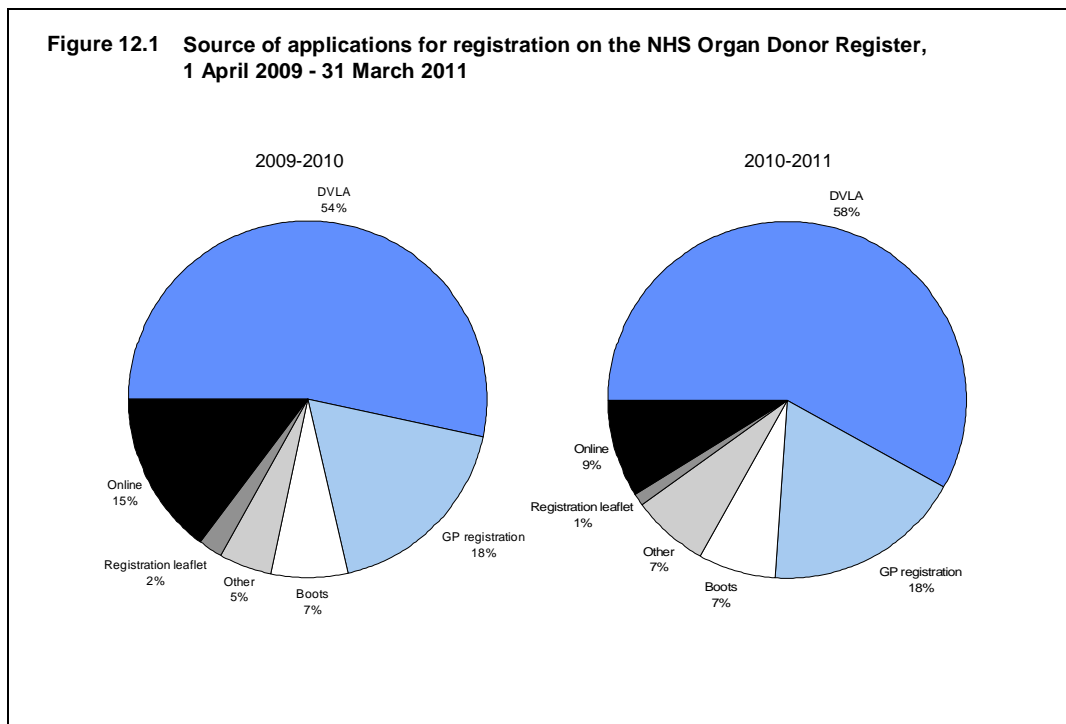
---

By the end of March 2011 the NHS Organ Donor Register (ODR) held just under 17.8 million registrations. During the year, data on the register were continually reviewed and validated.

Of the 1,010 deceased organ donors in 2010-2011, 33% were registered on the ODR compared with 30% of organ donors in 2009-2010. Similarly, 39% of cornea-only donors in 2010-2011 were registered on the ODR, compared with 38% in 2009-2010.

There are a number of registration routes: Health Department registration leaflets readily available in the community; campaigns in both national and regional newspapers and by community groups; the European Health Insurance Card; when registering as a patient with a General Practitioner (via the Family Health Services Authorities); with driving licence applications and reminders (via the Driver and Vehicle Licensing Agency (DVLA)); from the Passport Agency when applying for a new passport; when applying for a Boots Advantage Card; online registrations via the Organ Donation and Transplantation (ODT) website ([www.organdonation.nhs.uk](http://www.organdonation.nhs.uk)) and by telephone.

The source of applications for registration on the ODR is illustrated in **Figure 12.1**. This figure shows that 18% of registrations in 2010-2011 arrived by means of the Family Health Services Authorities / GP, 58% from driving licence applications and reminders through the DVLA and 9% online through the ODT website.



At the end of March 2011, 89% of registrants, where the information was available, indicated a willingness to donate all organs and tissue (kidneys, pancreas, heart, lungs, liver and corneas). However, of those who were not willing to donate all

organs, the majority (86%) did not wish to donate their corneas. Of the restricted registrations, only 7% (less than 1% of the total register) did not wish to donate their kidneys. Willingness to donate, by organ type, is shown in **Table 12.1**.

**Table 12.1 Preparedness of those registered on the NHS Organ Donor Register at 31 March 2011 to donate different organs<sup>1</sup>**

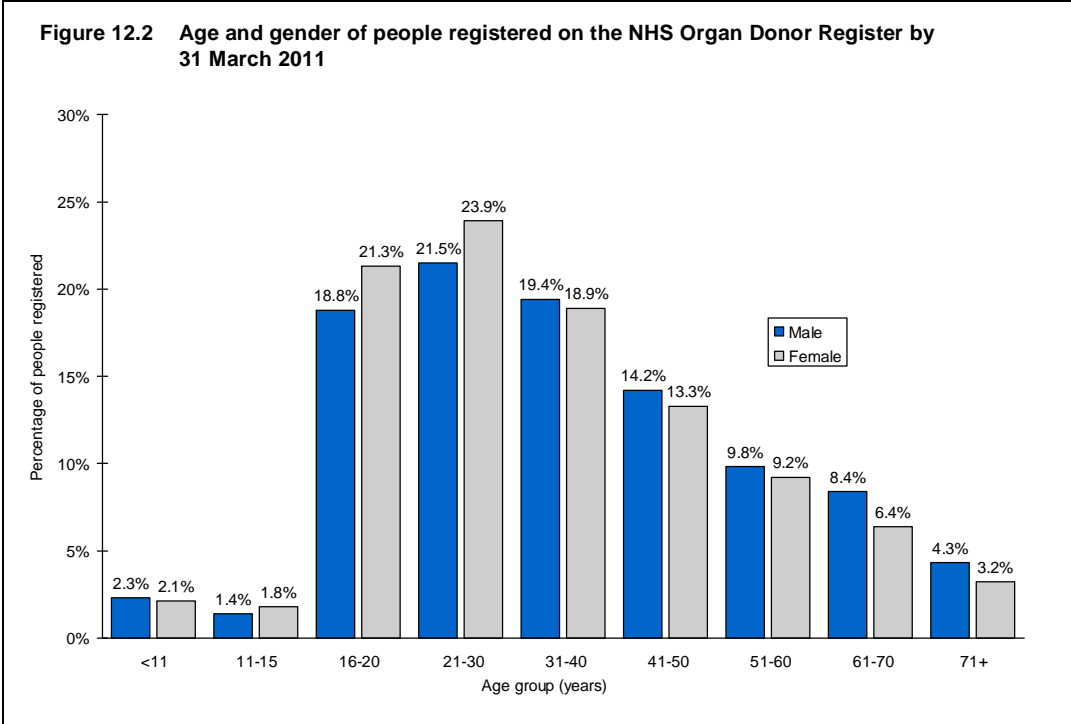
**Registrants prepared to donate all organs 89%**

**Of those not prepared to donate all organs ('restricted donors'):**

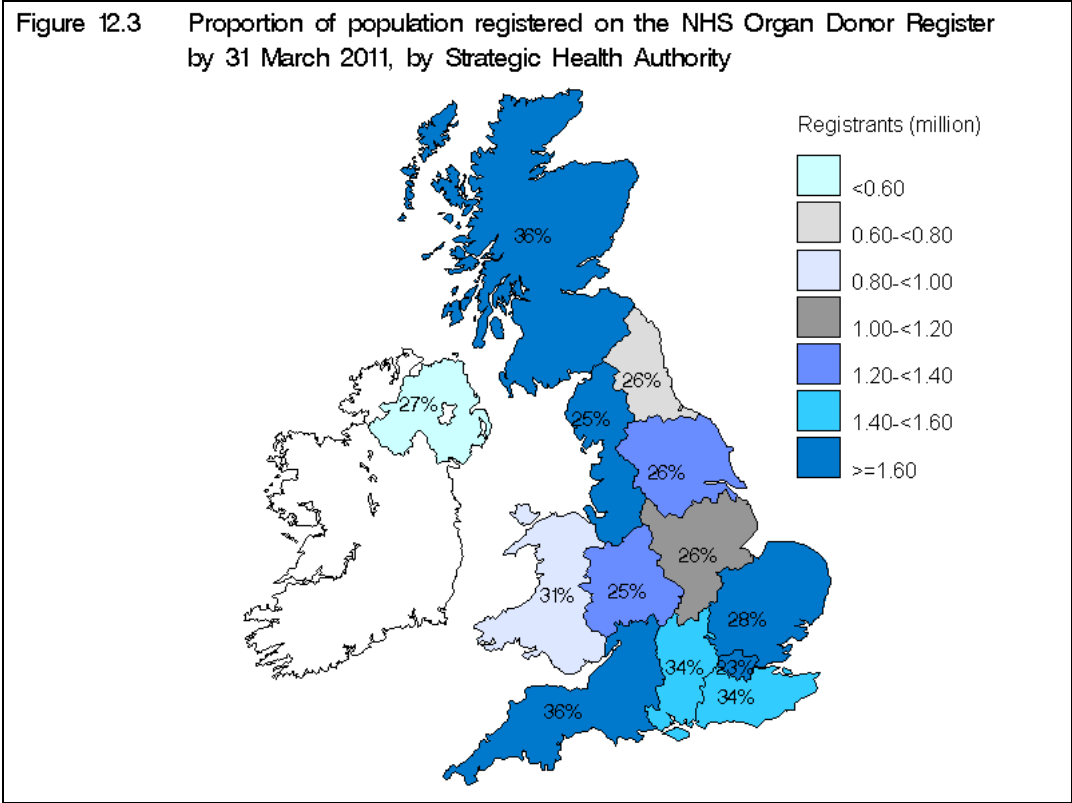
Not prepared to donate:	% of 'Restricted donors'	% of all registrants
Kidney	7	0.8
Pancreas	25	2.9
Heart	25	2.9
Lungs	23	2.6
Liver	14	1.6
Corneas	86	9.7

<sup>1</sup> This information was not available for approximately 7% of the total register

People of all ages are eligible for organ donor registration: the distribution of age by sex at time of registration is shown in **Figure 12.2**. The highest proportion of registrations (22% of males and 24% of females) are in the 21-30 years age group. The lowest proportions are in the under 11 and 11-15 age groups. Of all people registered on the NHS Organ Donor Register, 48% are male and 52% are female.



Those registered on the ODR come from all parts of the UK. **Figure 12.3** illustrates the percentage of the population registered in each Strategic Health Authority at 31 March 2011, and the number of registrations. This information is also presented in **Table 12.2**. No adjustment has been made for any differences in demographics of the populations.



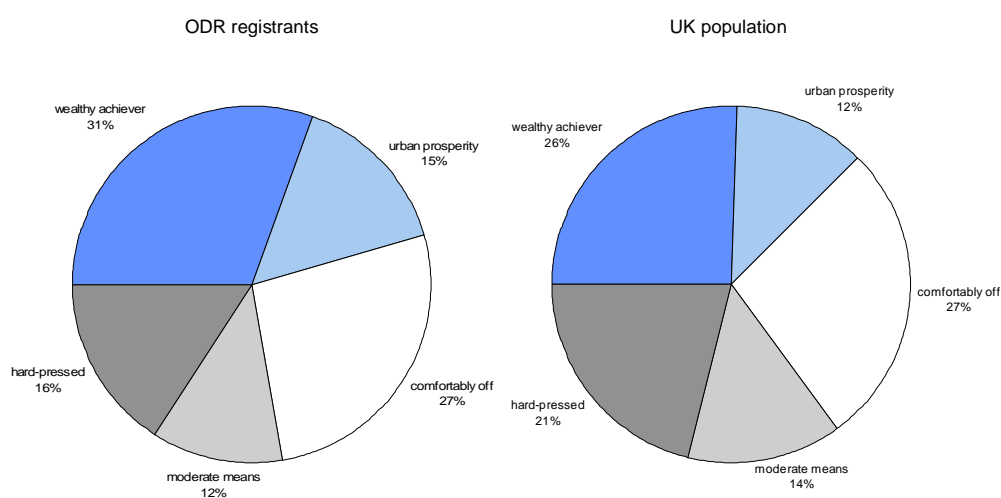
The breakdown of registrants on the ODR during 2010-2011 by socio-economic group (using the ACORN<sup>1</sup> classification, based on postcode) is shown in **Figure 12.4**, where it is compared with the general UK population. Though having basically similar distributions, there were proportionately more 'wealthy achievers' and less 'hard pressed' on the ODR than in the general population.

**Table 12.2 Registrations on the NHS Organ Donor Register by 31 March 2011, by country/ Strategic Health Authority**

Country / Strategic Health Authority of residence	N	Registrants pmp	Proportion registered
North East	659,066	255,452	26%
North West	1,702,085	246,679	25%
Yorkshire and The Humber	1,388,546	263,982	26%
East Midlands	1,155,372	259,634	26%
West Midlands	1,332,061	245,315	25%
East of England	1,612,433	279,451	28%
London	1,782,515	230,002	23%
South East Coast	1,462,626	337,011	34%
South Central	1,403,453	342,306	34%
South West	1,869,529	357,463	36%
<b>England</b>	<b>14,367,686</b>	<b>277,315</b>	<b>28%</b>
<b>Isle of Man</b>	<b>9,778</b>	<b>122,225</b>	<b>12%</b>
<b>Channel Islands</b>	<b>12,767</b>	<b>85,113</b>	<b>9%</b>
<b>Wales</b>	<b>927,484</b>	<b>309,161</b>	<b>31%</b>
<b>Scotland</b>	<b>1,863,107</b>	<b>358,980</b>	<b>36%</b>
<b>Northern Ireland</b>	<b>484,748</b>	<b>270,809</b>	<b>27%</b>
<b>TOTAL<sup>1</sup></b>	<b>17,751,795</b>	<b>286,227</b>	<b>29%</b>

<sup>1</sup> Includes 86,225 registrants where the postcode was unknown

**Figure 12.4 Registrants on the NHS Organ Donor Register, 1 April 2010 - 31 March 2011, and the general population, by socio-economic group**



<sup>1</sup> ACORN data supplied by CACI Ltd.